


IT-INTRO

WELCOME TO IT-INTRO



IT-INTRO

- ▶ Password
 - ▶ SMS-service
 - ▶ WiFi
 - ▶ Lectio
 - ▶ Website for Students
 - ▶ WebPrint
 - ▶ Office 365
- 

PASSWORD

Connect to the network "BG Open"

Go to website:

<https://ums.birke-gym.dk>

BIRKERØD GYMNASIUM
HF, IB & Boarding School

UMS Dansk

Brugernavn

Adgangskode

Log ind

Skift adgangskode

PASSWORD

Website:

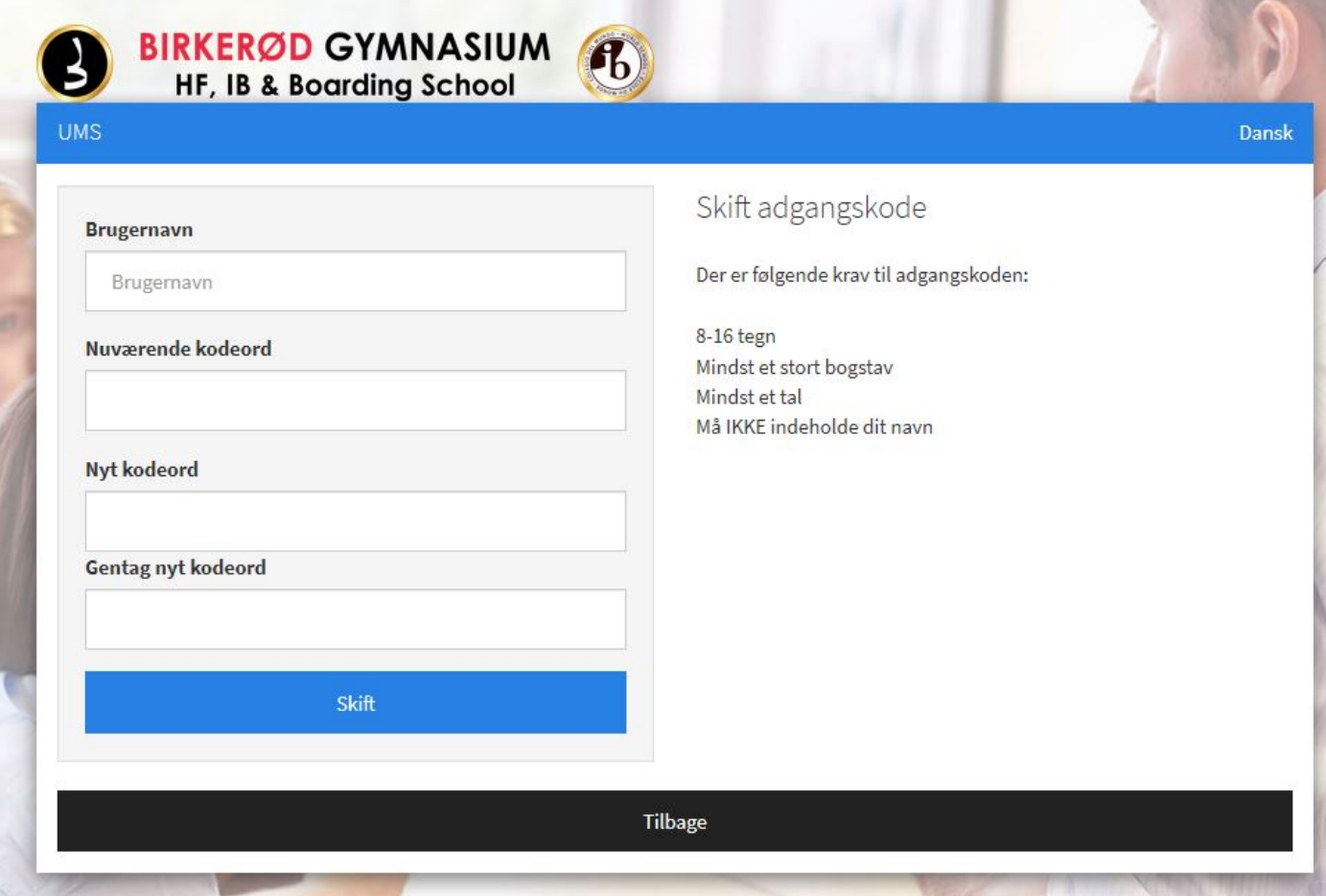
<https://ums.birke-gym.dk>

Type in your **Uni-login** under username.

Type **Birke123** under current password

Type your new password twice, **please notice the password requirements.**

Press **change/blue button.**



The screenshot shows the 'Skift adgangskode' (Change password) page on the UMS website. The page header includes the Birkerød Gymnasium logo and the text 'BIRKERØD GYMNASIUM HF, IB & Boarding School'. The page is in Danish, as indicated by the 'Dansk' language selector in the top right corner. The main content area contains a form with four input fields: 'Brugernavn' (Username), 'Nuværende kodeord' (Current password), 'Nyt kodeord' (New password), and 'Gentag nyt kodeord' (Repeat new password). A blue 'Skift' (Change) button is located below the form. To the right of the form, the text 'Skift adgangskode' is displayed, followed by the requirements for the new password: 'Der er følgende krav til adgangskoden: 8-16 tegn, Mindst et stort bogstav, Mindst et tal, Må IKKE indeholde dit navn'. A 'Tilbage' (Back) button is located at the bottom right of the page.

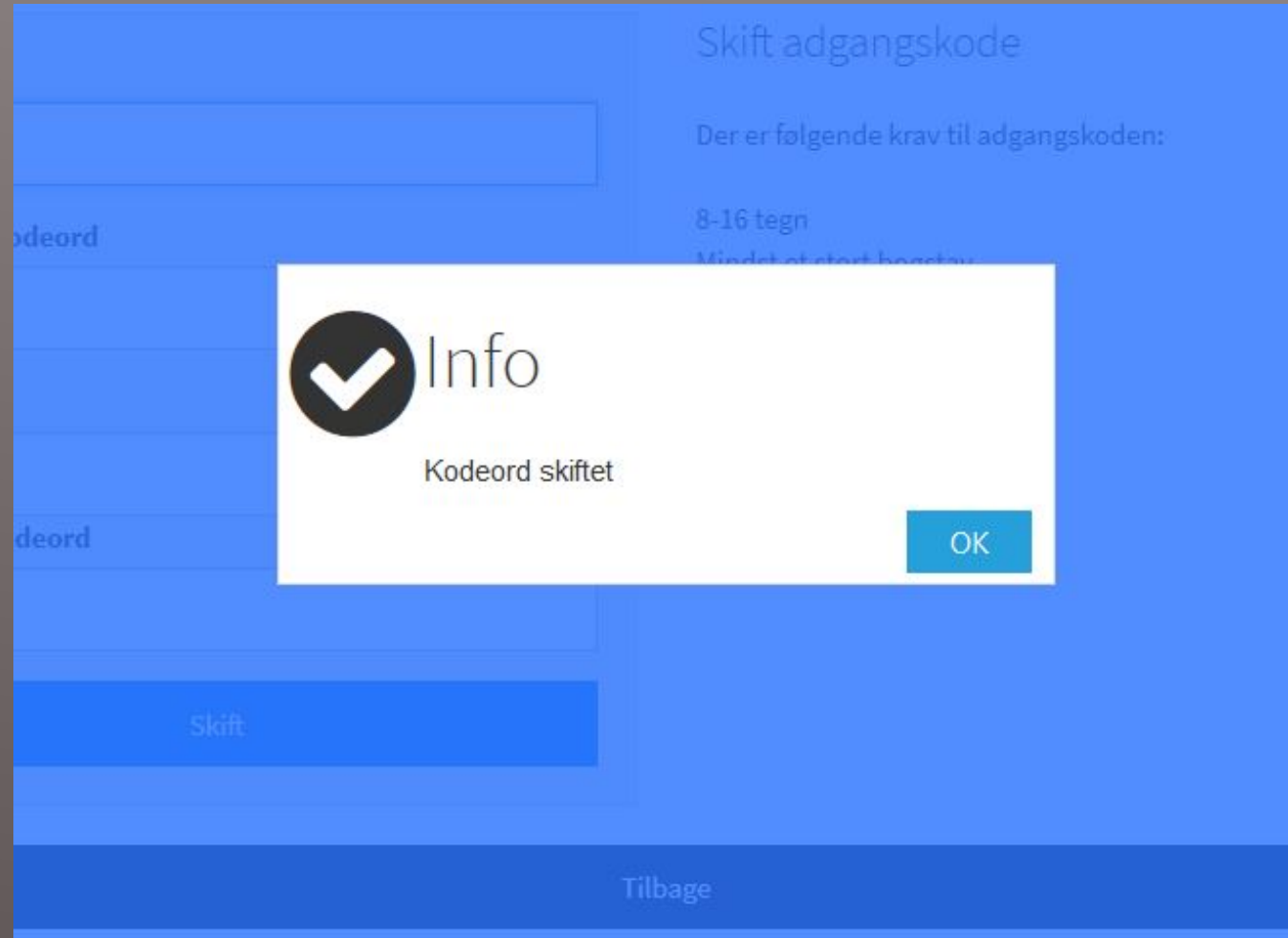
PASSWORD

Your password is now changed!

Your password for UNI-login will not change.

Password will change for:

- Lectio
- WIFI
- Webprint
- Office 365



SMS-SERVICE

Go to website:

<http://ums.birke-gym.dk>

Receive information about cancelled classes, schedule changes and other important information from the school.

Use the guide on "website for students" to sign up for the SMS-service



WIFI

Connect to the network "**Students**"

The network Students requires a certificate. The certificate needs to be accepted before connection can be established.

Click *connect* or *yes* when you are asked if you want to connect.



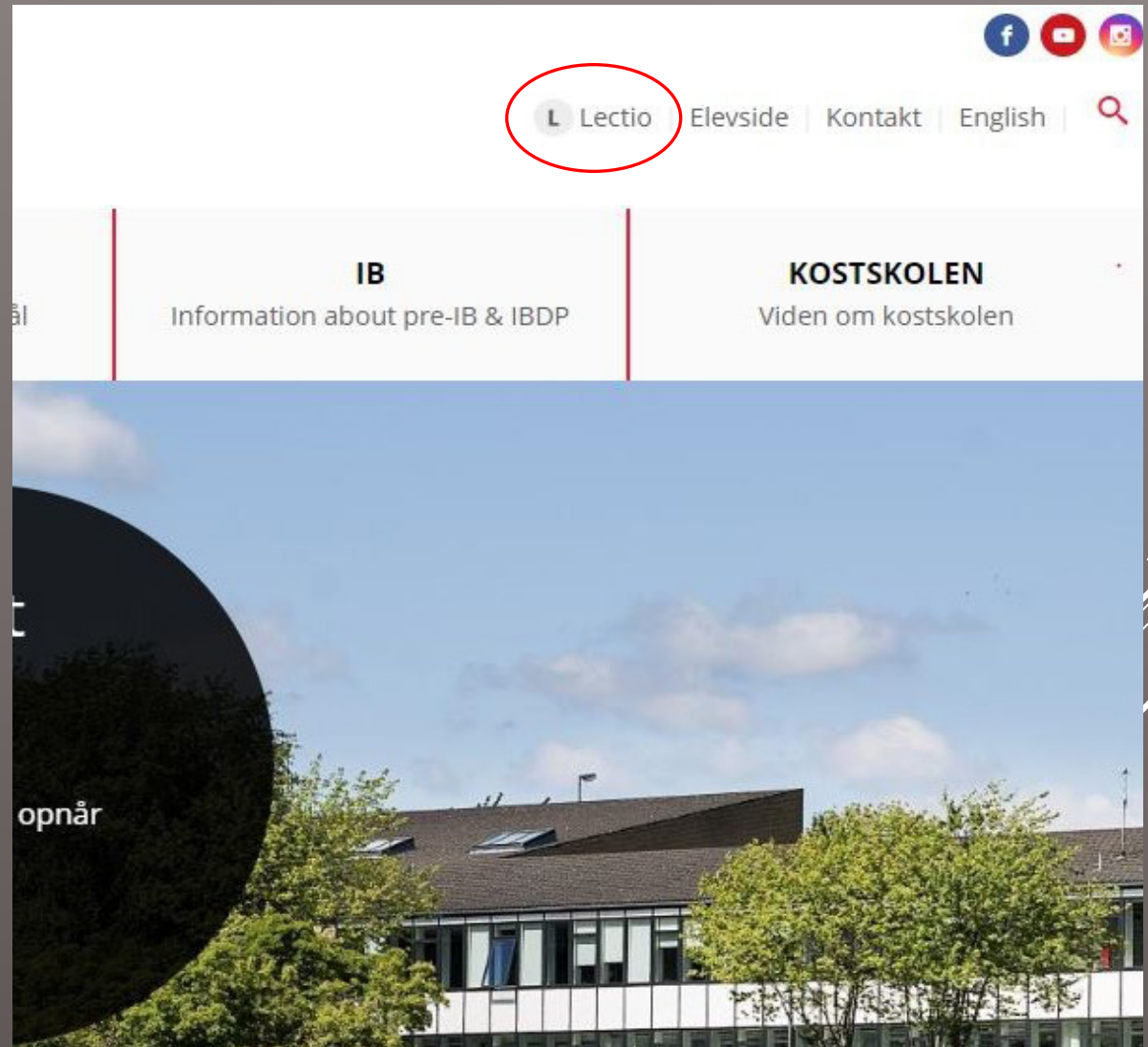
LECTIO

Student administration system

You can find a Link for Lectio on Birkerød Gymnasiums website

www.birke-gym.dk

For questions regarding Lectio you have to contact our Lectio administrator Janne or your teacher.



WEBSITE FOR STUDENTS

Useful IT guides for students at the school.

Knowledge about:

- ▶ Webprint (how to print)
- ▶ Sign up for sms service
- ▶ Associate your studentcard with the printers

elev.birke-gym.dk



WEBPRINT

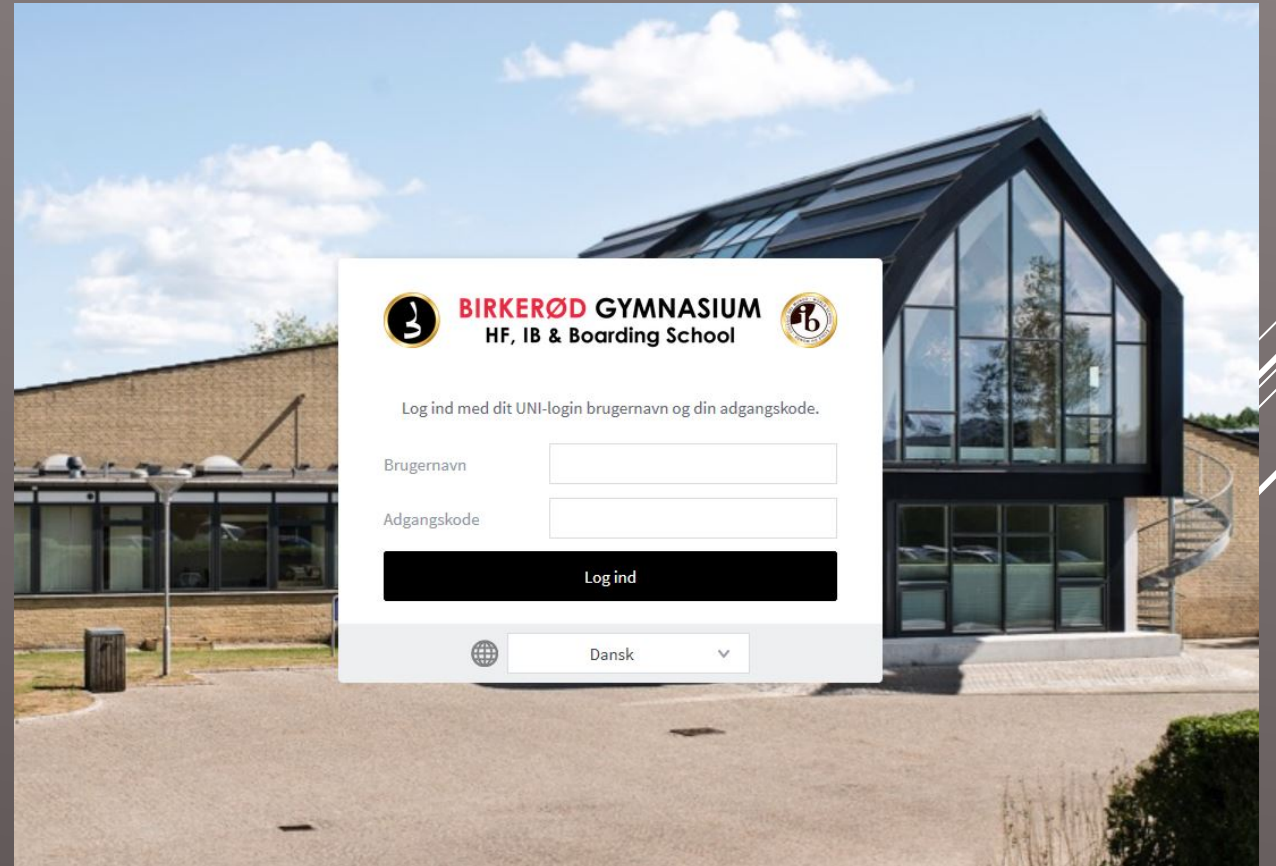
What is webprint?

Go to website:

<http://10.3.0.209:9191>

Find guides on how to print and associate your student card with the printer system

elev.birke-gym.dk



OFFICE 365

While you are a student at BG you will get the office package for free.

If you wish to download the package go to website: <http://portal.office.com>

Login with:

E-mail: yourunilogin@stud.birke-gym.dk

Password: *personal password*

Example on username:

dani634j@stud.birke-gym.dk

